

# VOCABULARY

*for IELTS Academic  
Writing Task 1*

**FREE PREVIEW**

---

Asiya Miart  
FasTrack IELTS

---



Hi,


Thank you for downloading this free vocabulary, which contains some of the most useful words and phrases for IELTS Academic Writing Task 1, along with examples of how to use them in your report to achieve a Band 7+ score.

This is a short preview of the full vocabulary called “Words and phrases for IELTS Academic Writing Task 1” that will give you a taste of what you can expect to find inside.

Once you are ready, click to [purchase the full version](#)

Good luck!

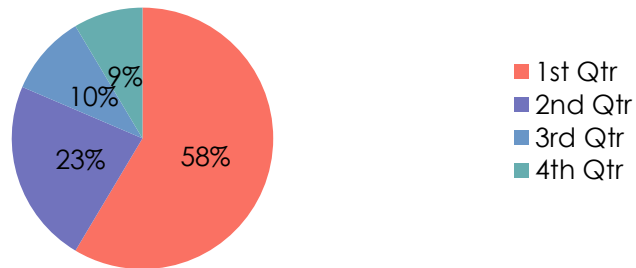
Asiya Miart  
FastTrack IELTS



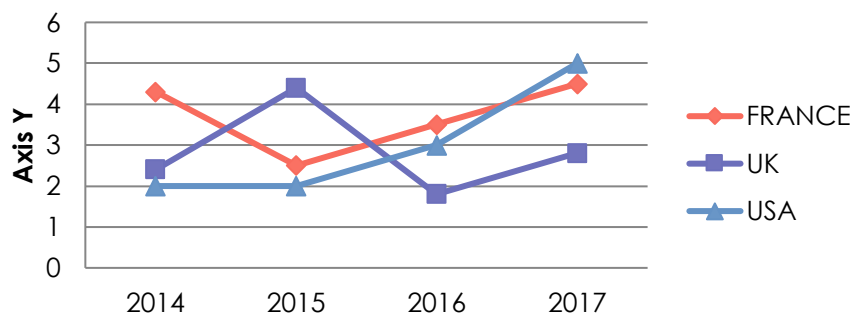
## Types of task

Here are the main types of tasks used in IELTS Academic Writing Task 1. Memorise the name of each task and use it in the introduction.

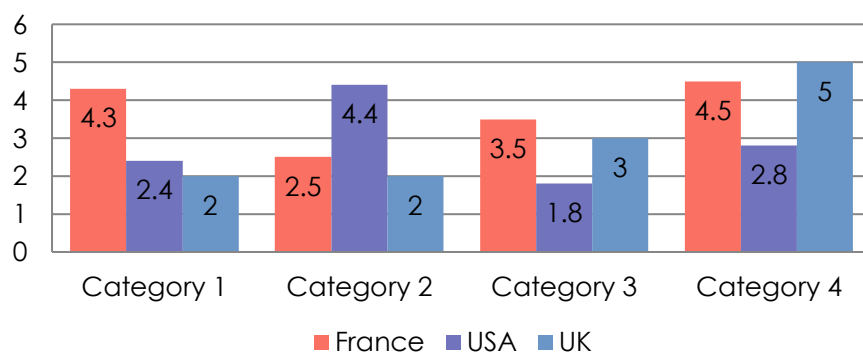
### PIE CHART



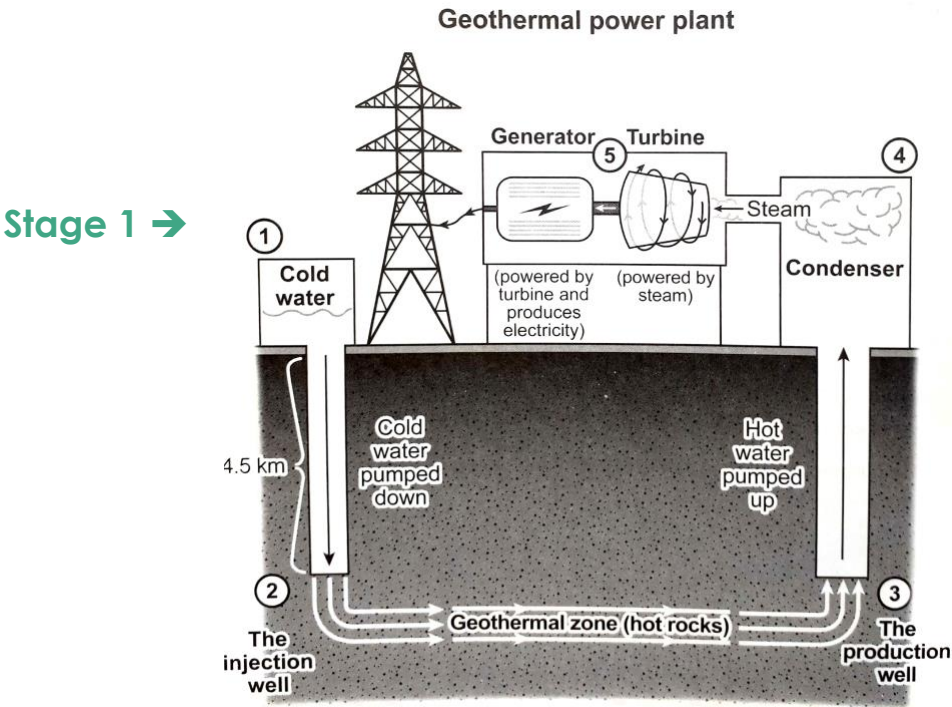
### LINE CHART/GRAPH



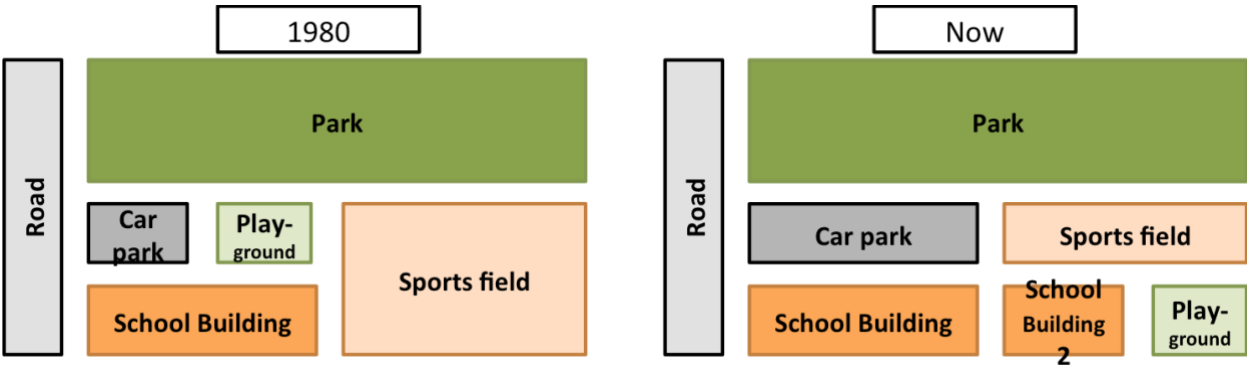
### BAR CHART/GRAPH



DIAGRAM/PROCESS



MAP



TABLE

	Column 1	Column 2	Column 3	Data
Row 1				
Row 2		Cell		
Row 3				

## 4 verbs to open an introduction

Any IELTS Writing Task 1 starts with words: "The chart/map/diagram shows...". You should paraphrase this task sentence in your report introduction.

Below you will find the four best verbs to use in your introduction, along with examples of different sentence structures.

### The chart illustrates...

The bar chart illustrates **the percentage of** people using different means of transport in London, New York and Sydney.

The pie charts illustrate **how** many journeys people make by Tube, car and train over a year.

### The maps illustrate...

The maps illustrate **the development of** Greenfield town over a sixty-year period.

The maps illustrate **how** Greenfield town has been transformed from 1960 up to the present day.

### The diagram illustrates...

This diagram illustrates **the process of** paper-making.

This diagram shows **how** paper is made.

### The chart examines the levels of...

The chart examines **the levels of** obesity among five age groups in the USA.

The chart examines **how** many people are overweight in the USA and breaks down the results by age.

### The data provides information on...

The data provides information **on** oil reserves and production in five countries.

### The table gives information about...

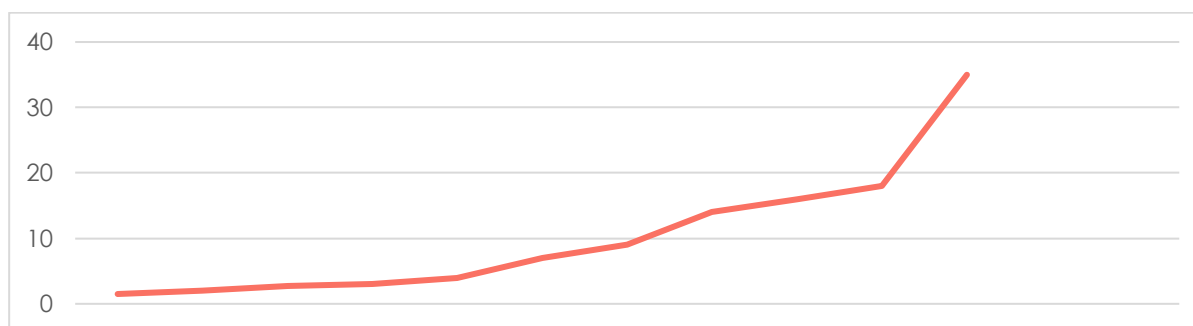
The table gives information **about** the countries that have the largest oil reserves and the largest oil production.

## Describing an increase

In this section you will find groups of verbs+adverbs and adjectives+nouns that can be used together to describe an increase. Make sure you **memorise word pairs** as not all combinations are used in English (~~to rocket dramatically~~).

Please note that this not an exhaustive list but a selection of common words that is sufficient to pass an IELTS exam.

### Describing an increase: Verb + Adverb



Small changes		Noticeable changes		Big and sudden changes	
to grow	slowly	to grow	fast	to grow	dramatically
to rise	slightly	to rise	quickly	to rise	drastically
to increase	gradually	to increase	rapidly	to increase	
to climb	moderately	to climb	considerably		
	modestly		significantly	to jump	no adverb required
				to rocket	

Student numbers in UK universities grew slightly from 280,000 in 2016 to just over 285,000 in 2017.

The number of international students increased considerably by almost 20% compared with the previous year.

The proportion of Chinese students rose sharply from 20% in 2016 to 30% in 2017.

Student numbers increased dramatically/rocketed/jumped in 2008.

See [the full version](#) to learn how to describe a trend

## The right way to present figures

In this chapter you will learn about different ways of presenting figures in your report.

Make sure you support your description in body paragraphs with figures.

### Once, twice, three times

1x = once

2x = twice

3x = three times

4x = four times...

#### Consumer spending, %



Consumers spend **twice as much** paying rent as buying food.

Consumer expenditure on food is **three times higher** than that on books.

**Three times as much** money is spent on food as on books.

The figure for renting accommodation is **six times higher** than the figure for buying books.

See [the full version](#) to learn other ways to present figures

## 6 ways to make comparisons

The IELTS Academic Writing Task 1 reads "... make comparisons where relevant".

Use different ways to compare data in your report to demonstrate that you can use your vocabulary flexibly.

### 1. More – less – fewer

30% fewer females choose engineering degrees.

Among students of engineering degrees, there are almost 30% fewer females than males.

Males comprise a significantly higher percentage of all engineering students (over 65%).

Twice as many males as females decide to study engineering at university.

Use 'fewer' with countable nouns and 'less' with uncountable nouns:

✓ Fewer people, fewer women, fewer hobbies and fewer changes.

✓ Less water, less time, less money and less growth.

*Did you find this free vocabulary useful?*

If your answer is yes, get the full version for many more words, phrases, and, importantly, examples that will help you boost your score

**BUY THE FULL VERSION**